

Post Analyzer License Keys

Upon Purchase of Post Analyzer software, you will receive an email from Crystal Instruments production providing you with a license key code and instructions for where to find the software download.

Dear Customer,

Thank you for purchasing **Post Analyzer**.
Please visit our website at license.go-ci.com for more details.

Provided is the **Post Analyzer** code for installation: **12345 ABCDE 67890 FGHIJ 12345 ABCDE 67890 FGHIJ 12345**

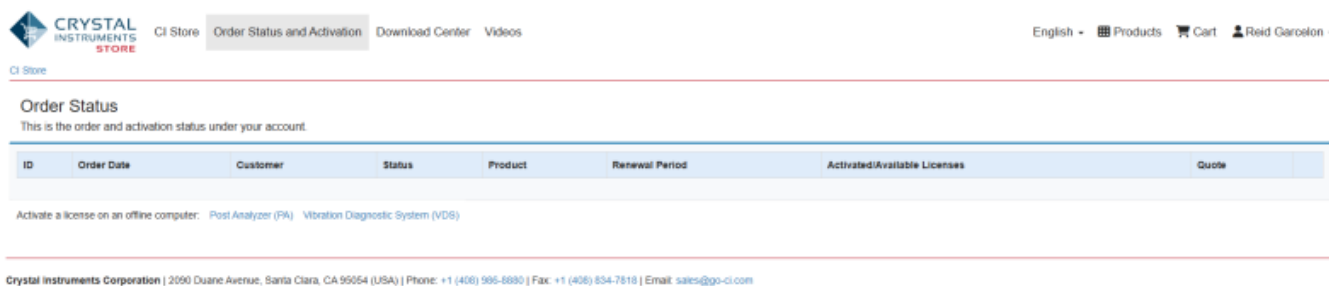
If you have any technical questions or difficulties, please contact Crystal Instruments at support@go-ci.com by email

Thank you for your business.

Best Regards,
Crystal Instruments

License Site

Crystal Instruments Licenses



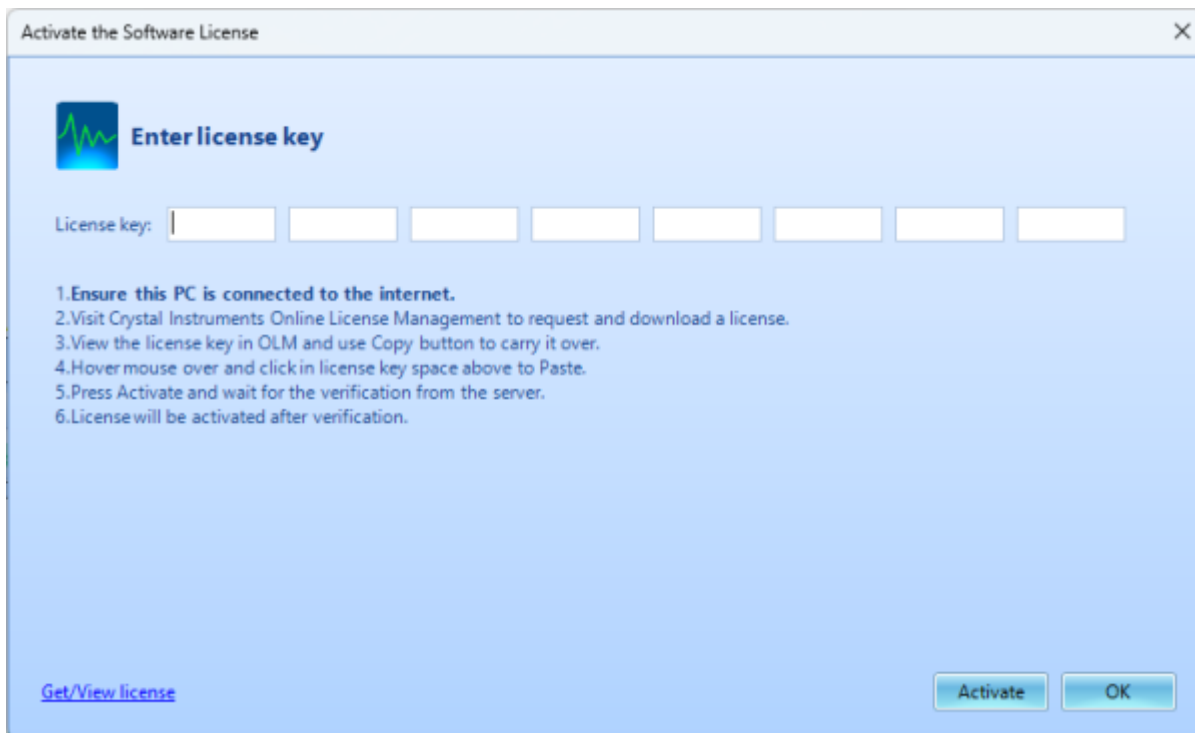
Your order and license information will appear under the Order Status & Activation tab

Available Licenses

Your order will include a number of available licenses, these are activated to a PC and will keep you logged in and able to access Post Analyzer on a PC until it is deactivated

License Key Activation

Activate the Software License



The dialog box features a blue header with the title "Activate the Software License" and a close button. Below the header is a logo and the text "Enter license key". A "License key:" label is followed by a series of eight empty text boxes for input. Below the input fields is a numbered list of six steps: 1. Ensure this PC is connected to the internet. 2. Visit Crystal Instruments Online License Management to request and download a license. 3. View the license key in OLM and use Copy button to carry it over. 4. Hover mouse over and click in license key space above to Paste. 5. Press Activate and wait for the verification from the server. 6. License will be activated after verification. At the bottom left is a link "Get/View license". At the bottom right are two buttons: "Activate" and "OK".



Offline Activation

If you need to activate the Post Analyzer license on a PC that doesn't have access to the internet then you can follow the offline activation procedure found at [PA Offline Activation](#)

CRYSTAL INSTRUMENTS STORE PA Order Status and Activation Download Center English Products Cart Reid Garcelon

Home > Post Analyzer (PA)

Activate a License on an offline PC

Use this page to activate an issued license on a computer that is not connected to the internet. Text information will need to be interactively passed between the offline PC and the one accessing OLM.

Start by downloading the Post Analyzer software image to a portable drive and use it to install Post Analyzer to the offline PC. Also copy the newly issued License Key to a text file. Open License Key Manager under the Tools Menu and Paste the key provided. When the activation fails, the Activate Offline button will be appear. Press and follow instructions to complete offline activation.

Follow the procedure below step by step to finish the process.

Step 1

- Paste offline activation request acquired from PA License Manager alert below
- If text saved to a file, use the Load button to paste instead
- Click on Activate once text is pasted

Enter ...

Load Activate

Step 2

- Copy or save the contents below to the Offline Activation page within PA License Key manager on offline PC

Please finish step1 first

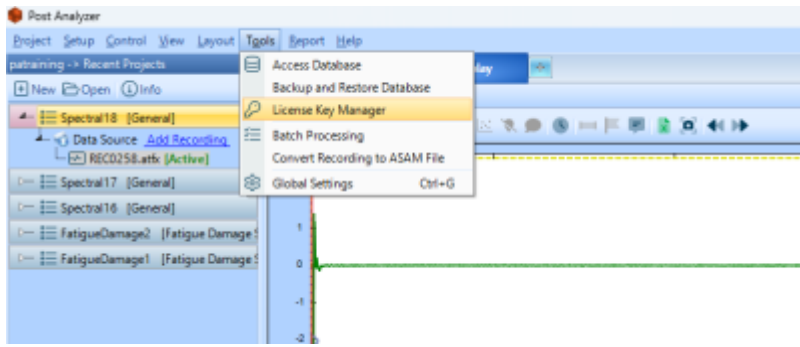
Save Copy

Got a question?

- +1 (408) 566-6880
- +1 (408) 634-7919
- support@go-ci.com

Crystal Instruments Corporation | 2050 Duane Avenue, Santa Clara, CA 95054 (USA) | Phone: +1 (408) 566-6880 | Fax: +1 (408) 634-7919 | Email: sales@go-ci.com

License Key Deactivation



From:
<https://help.go-ci.com/> - **Crystal Instruments Help**

Permanent link:
<https://help.go-ci.com/pa:license-key?rev=1776196313>

Last update: **2026/04/14 19:51**