

Post Analyzer License Keys

Upon Purchase of Post Analyzer software, you will receive an email from Crystal Instruments production providing you with a license key code and instructions for where to find the software download.

Dear Customer,

Thank you for purchasing **Post Analyzer**.
Please visit our website at license.go-ci.com for more details.

Provided is the **Post Analyzer** code for installation: **12345 ABCDE 67890 FGHIJ 12345 ABCDE 67890 FGHIJ**

If you have any technical questions or difficulties, please contact Crystal Instruments at **support@go-ci.com** by email

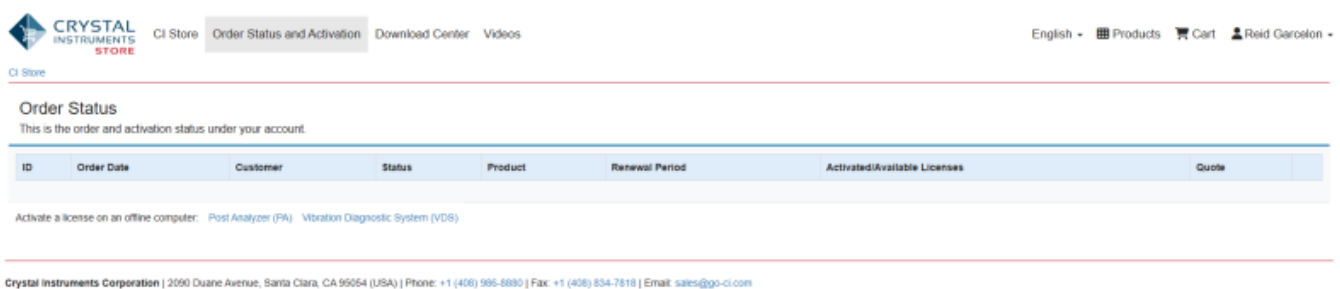
Thank you for your business.

Best Regards,
Crystal Instruments

License Site

All Post Analyzer download links and activation information can be found at our Licensing site.

Crystal Instruments Licenses



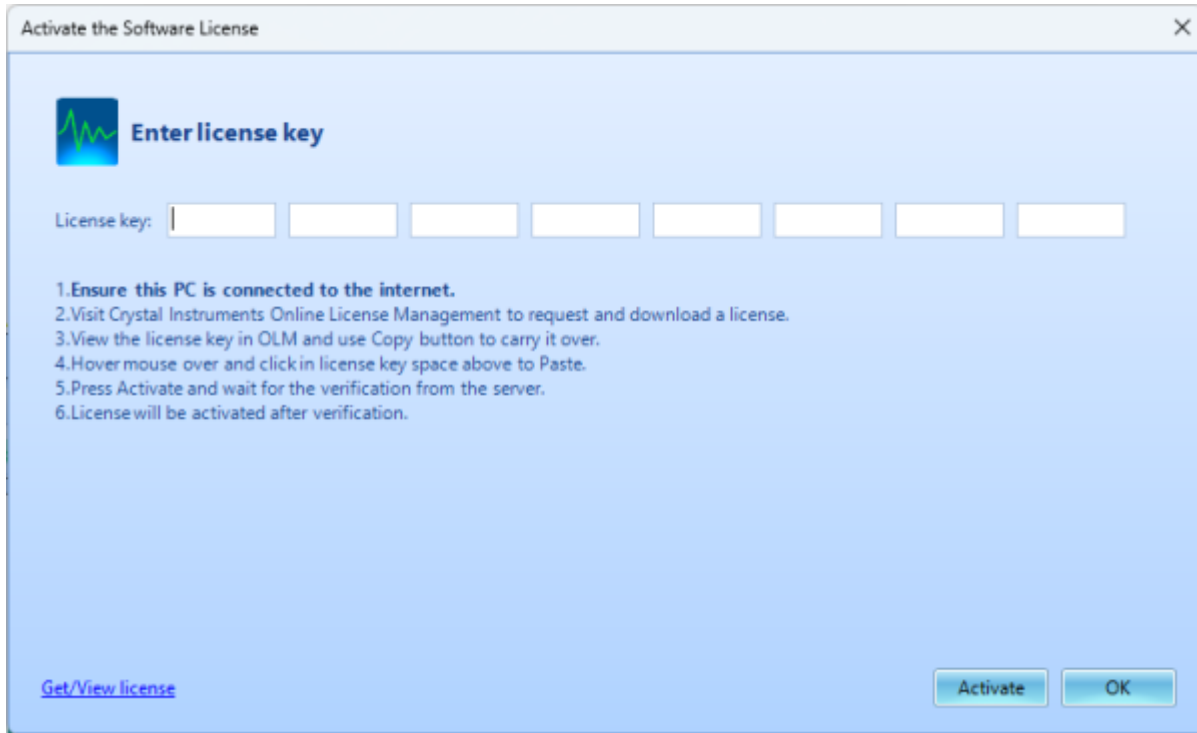
Your order and license information will appear under the Order Status & Activation tab.

Available Licenses

Your order will include a number of available licenses. These are activated to a PC and will keep you logged in and able to access Post Analyzer on a PC until it is deactivated.

License Key Activation

Copy and paste the key provided to you into the software activation tab.



Offline Activation

If you need to activate the Post Analyzer license on a PC that doesn't have access to the internet then you can follow the offline activation procedure found at:

[PA Offline Activation](#)

CRYSTAL INSTRUMENTS STORE PA Order Status and Activation Download Center English Products Cart Reid Gerstein

Home > Post Analyzer (PA)

Activate a License on an offline PC

Use this page to activate an issued license on a computer that is not connected to the internet. Text information will need to be interactively passed between the offline PC and the one accessing OLM.

Start by downloading the Post Analyzer software image to a portable drive and use it to install Post Analyzer to the offline PC. Also copy the newly issued License Key to a text file. Open License Key Manager under the Tools Menu and Paste the key provided. When the activation fails, the Activate Offline button will be appear. Press and follow instructions to complete offline activation.

Follow the procedure below step by step to finish the process.

Step 1

- Paste offline activation request acquired from PA License Manager alert below
- If text saved to a file, use the Load button to paste request
- Click on Activate once text is pasted

Order ...

Load
Activate

Step 2

- Copy or save the contents below to the Offline Activation page within PA License Key manager on offline PC

Please from step first

Save
Copy

Got a question?

+1 (408) 596-6080

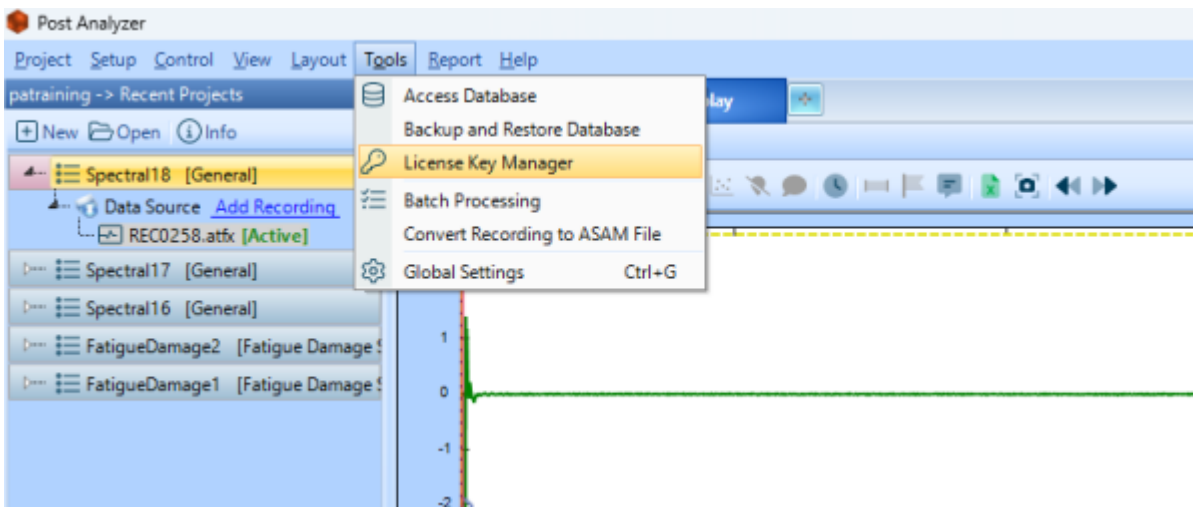
+1 (408) 634-7915

support@go-ci.com

Crystal Instruments Corporation | 2090 Duane Avenue, Santa Clara, CA 95054 (USA) | Phone: +1 (408) 596-6080 | Fax: +1 (408) 634-7915 | Email: sales@go-ci.com

License Key Deactivation

To deactivate a license, go to Tools → License Key Manager and click on deactivate in the bottom right corner of the Activate the Software License tab, then click Yes to deactivate the license. You can now connect Post Analyzer to a new PC using the same license, but only the number of available licenses under your order can be connected simultaneously.



From: <https://help.go-ci.com/> - **Crystal Instruments Help**

Permanent link: <https://help.go-ci.com/pa:license-key?rev=1776200104>

Last update: **2026/04/14 20:55**