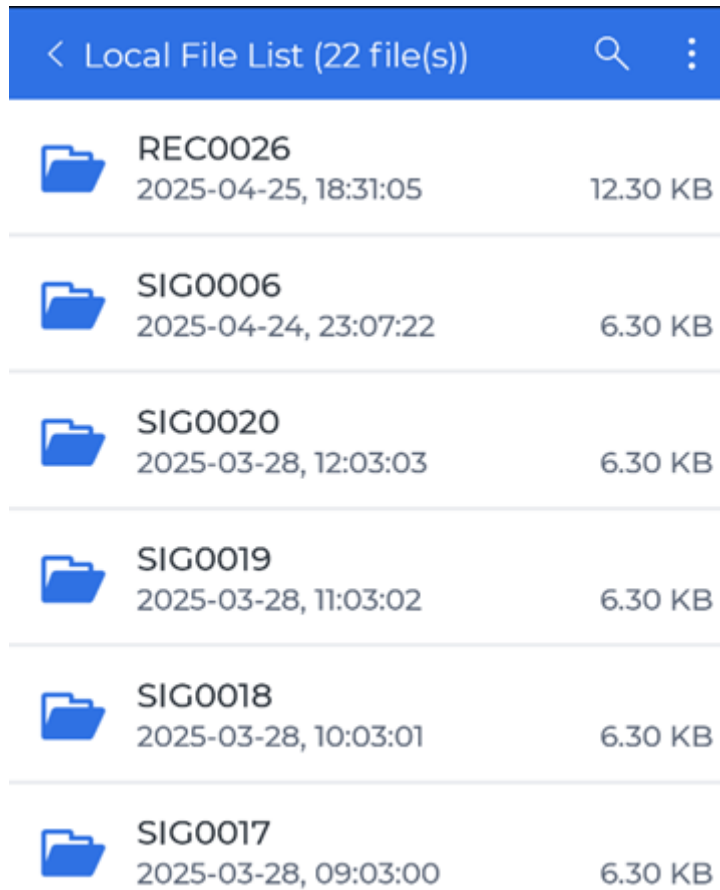


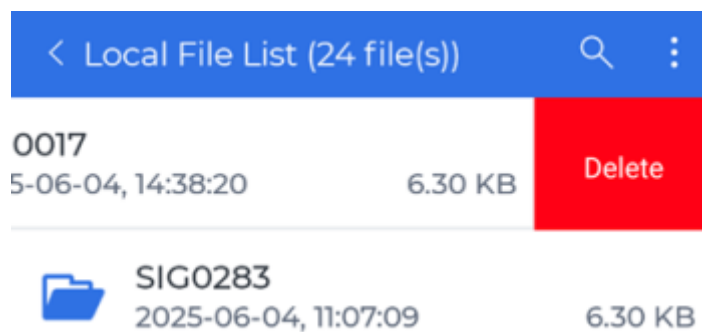
# Local Files

The **Local Files** page is the phone’s local storage of all the signal data files downloaded from the Rubies.

Each file in the list can be tapped on to view the signal data.



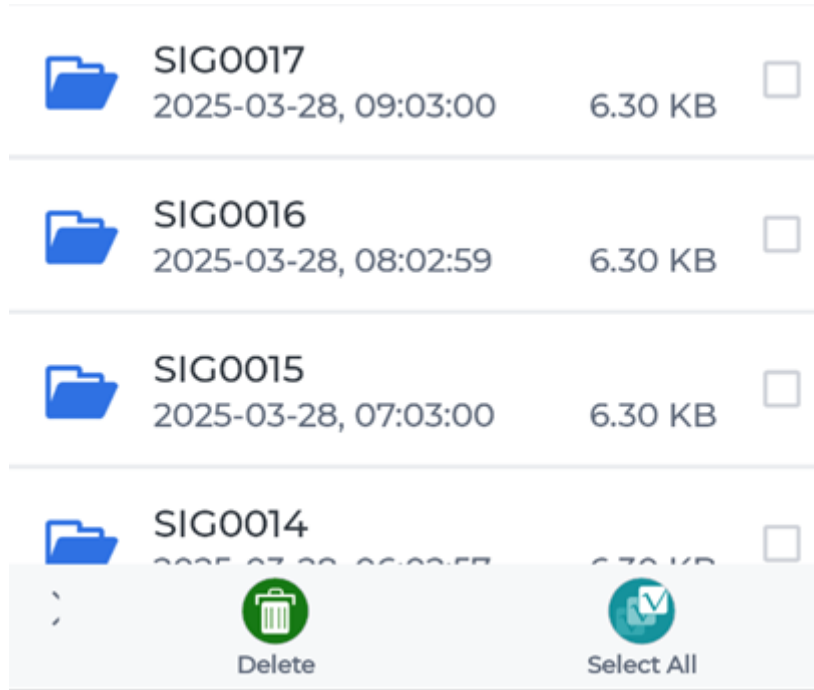
Each file in the list can be slide to the left to reveal a red Delete button to selectively delete a file.



There are three icon buttons on the top blue bar:

- The **back** button to go back to the previous page located on the far left

- The **search** button to find a specific file by name
- The **file operation** menu opener button that will open a menu at the bottom of the page and enable checkboxes for each file element
  - The bottom menu bar will have two buttons to **select all** the files in the list and **delete** the selected files in the list



For more details on controlling the signal display traces, see [Moving and Zooming around in the Signal Display Traces](#) or [Navigating Signal Display Controls](#).

From: <https://help.go-ci.com/> - **Crystal Instruments Help**

Permanent link: [https://help.go-ci.com/ruby:local\\_files](https://help.go-ci.com/ruby:local_files)

Last update: **2025/06/05 18:12**