
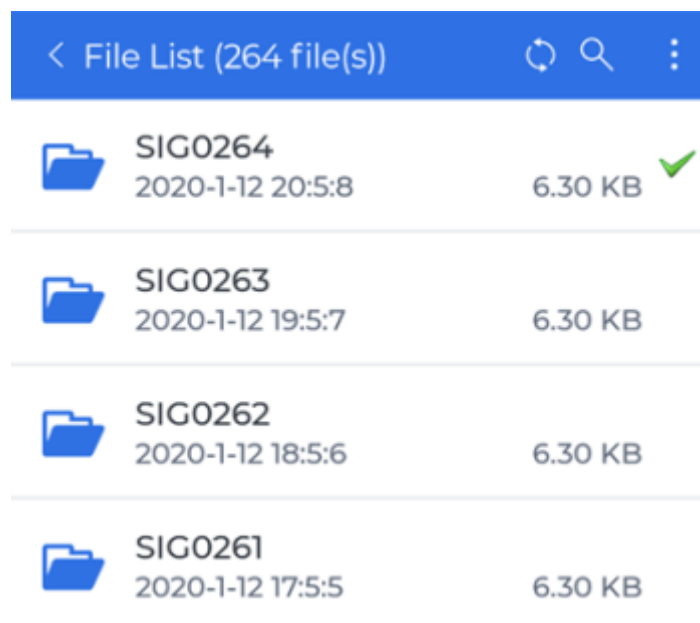


# Viewing Data in the Ruby Mobile App

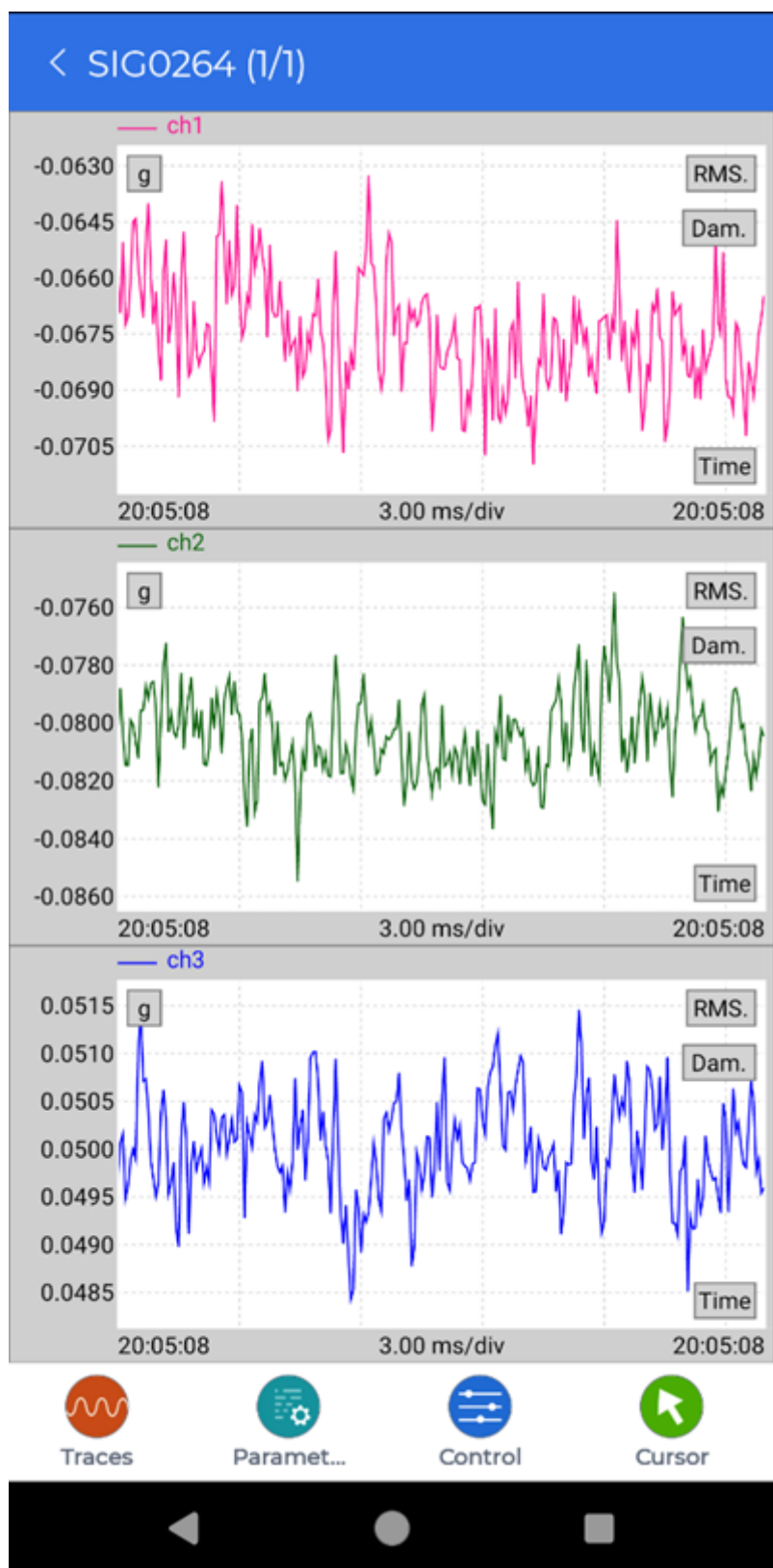
To view the data recorded in the Ruby, connect to it via **Bluetooth** or **USB** then go to **Devices** then **Files**.





Download the files to the phone by tapping on them. Any files downloaded will be marked by a green check.



Then the data can be viewed after it is downloaded.



This data can also be viewed later in the **Local Files** page without having to be connected to the Ruby.

< Local File List (22 file(s))			🔍	⋮
	REC0026 2025-04-25, 18:31:05	12.30 KB		
	SIG0006 2025-04-24, 23:07:22	6.30 KB		
	SIG0020 2025-03-28, 12:03:03	6.30 KB		
	SIG0019 2025-03-28, 11:03:02	6.30 KB		
	SIG0018 2025-03-28, 10:03:01	6.30 KB		
	SIG0017 2025-03-28, 09:03:00	6.30 KB		
	SIG0016 2025-03-28, 08:02:59	6.30 KB		
	SIG0015 2025-03-28, 07:03:00	6.30 KB		
	SIG0014 2025-03-28, 06:02:57	6.30 KB		
	SIG0013			

From:  
<https://help.go-ci.com/> - **Crystal Instruments Help**

Permanent link:  
[https://help.go-ci.com/ruby:quickguide:viewing\\_data\\_in\\_the\\_ruby\\_mobile\\_app](https://help.go-ci.com/ruby:quickguide:viewing_data_in_the_ruby_mobile_app)

Last update: **2025/06/05 17:37**