

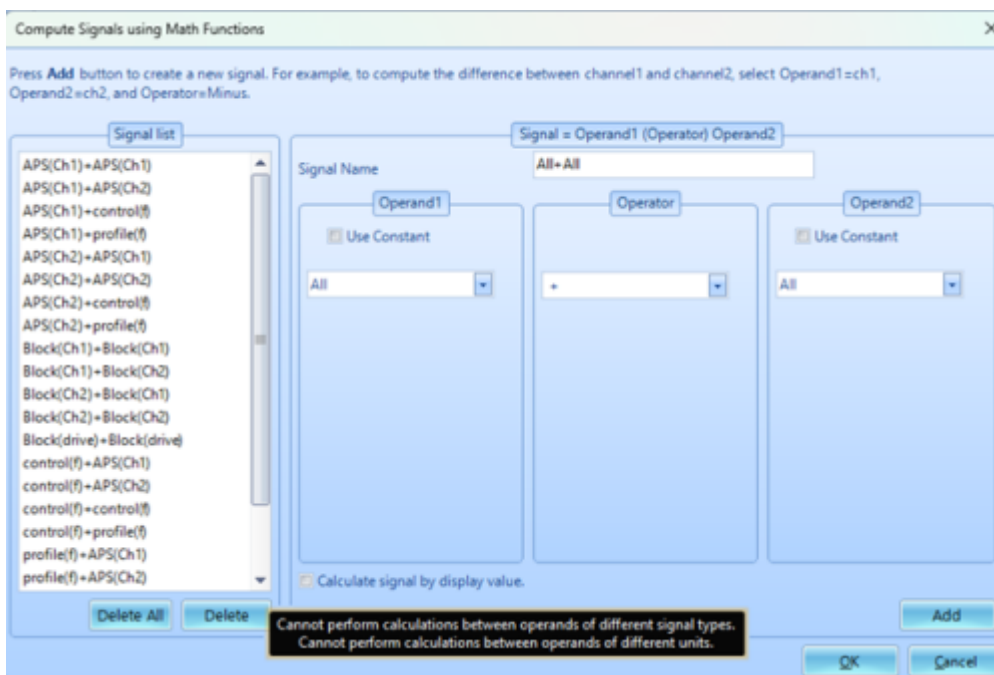
VCS UI Signals Tab

Signals

Signals gives user control over settings related to display, appearance, data recording/saving and processing options.

PC Math Signals

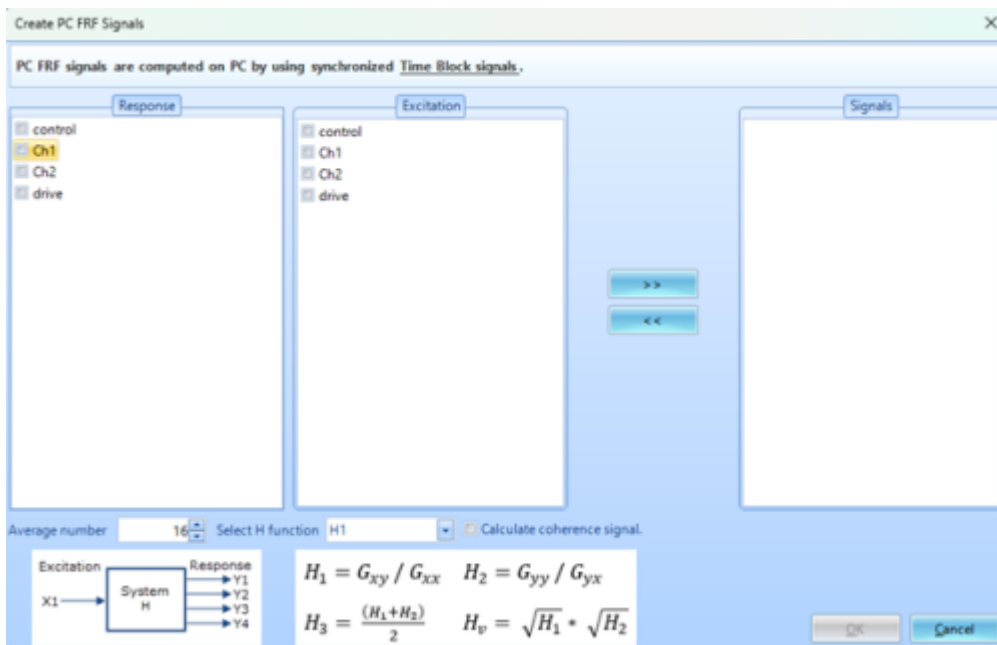
Signals will display once entered Compute Signals using Math Functions tab and selecting Add



Operand 1 & 2 can be any time stream data input or a constant value of user selected choice. Operator options are limited to four basic functions: +, -, * and /.

PC FRF Signals

Similar to PC Math signals in selection style.



PC FRF signals give user options to create transfer functions for desired input (response) and output (excitation) channels. Also allows for customization of FRF and coherence calculations.

Signal Tab

Live Signals will update in real time as testing is conducted. The time stream data will update continuously. The Block and frequency derived data will be updated as each new block is processed. For testing conducted with short block intervals this will be very similar to time stream data, but under long block collection testing parameters, the data can take several seconds to update. Run Folders show previous runs within testing setup. It will also include saved data and time history within the run folder. Data Files tab allows files and folders to be uploaded to the test. This can include timestream data from previous runs in common formats such as .txt, .csv, , .atfx and other common formats.

Recent Test Tab

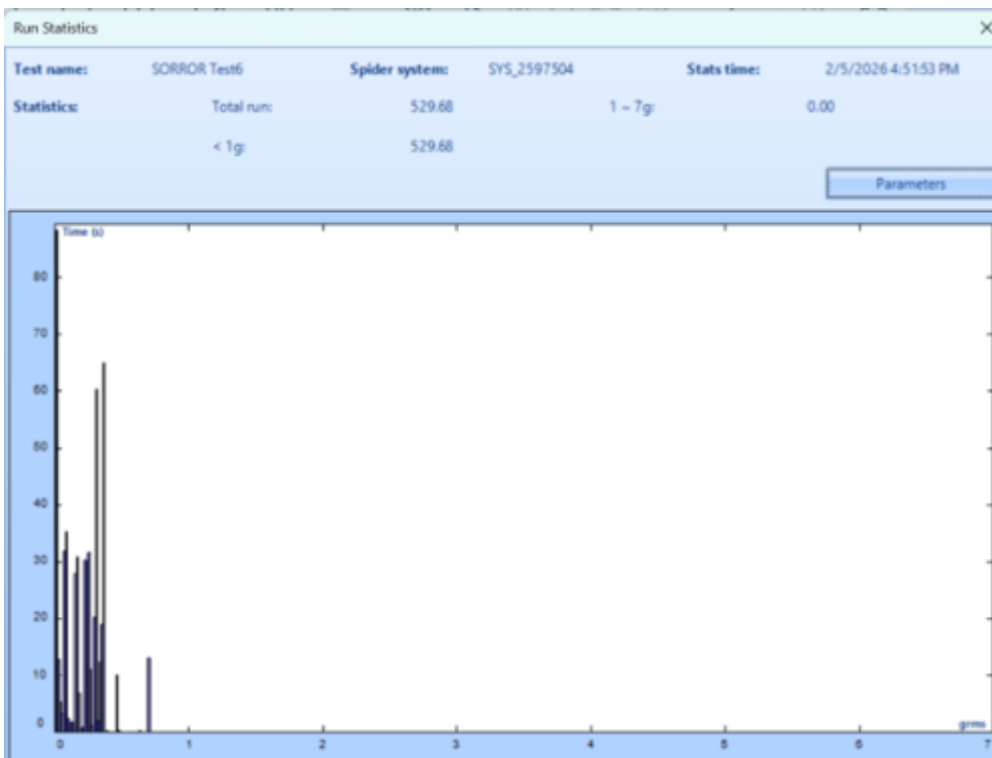
New Test Opens New Test Wizard will send user back to selection screen including testing type and shaker arrangement.

Open Test Brings up display with previous tests conducted.

The 'Open Test' window displays a table with the following columns: Test name, Description, Test type, Number of run folders, Run times, Created time, Last run time, Storage size, and Stats. The table lists 15 tests, including 'Random Test17', 'Random Test16', 'Random Test15', 'SORROR Test7', 'Random Test14', 'Random Test13', 'SORROR Test6', 'SORROR Test5', 'Sine Sweep dbvib9', 'Sine Sweep dbvib8', 'Random Test12', 'MIMO Sine1', 'Random Test11', 'Random Test10', and 'Random Test9'. Each row includes a 'Stats' link in the final column. Below the table are buttons for 'Browse test file', 'Export test', 'Delete', 'Overall stats', 'Open', and 'Close'.

Test name	Description	Test type	Number of run folders	Run times	Created time	Last run time	Storage size	Stats
1 Random Test17 (...)		Random	1	0	2/5/2026 4:40:15 ...	N.A	0 Bytes	Stats
2 Random Test16		Random	7	6	2/4/2026 12:48:24 ...	2/4/2026 5:04:13 ...	1.27 MB	Stats
3 Random Test15		Random	5	4	2/4/2026 9:16:49 ...	2/4/2026 9:23:32 ...	1.62 MB	Stats
4 SORROR Test7		Random on Ra...	1	0	2/3/2026 9:57:36 ...	N.A	0 Bytes	Stats
5 Random Test14		Random	1	0	2/3/2026 9:11:49 ...	N.A	0 Bytes	Stats
6 Random Test13		Random	1	0	2/2/2026 1:58:04 ...	N.A	0 Bytes	Stats
7 SORROR Test6		Random on Ra...	16	15	1/29/2026 10:19:1...	1/29/2026 11:22:4...	20.41 MB	Stats
8 SORROR Test5		Random on Ra...	9	7	1/29/2026 10:05:0...	1/29/2026 10:18:2...	2.96 MB	Stats
9 Sine Sweep dbvib9		Swept Sine	1	0	1/29/2026 9:50:58 ...	N.A	0 Bytes	Stats
10 Sine Sweep dbvib8		Swept Sine	3	2	1/29/2026 9:33:29 ...	1/29/2026 9:36:45 ...	2.00 MB	Stats
11 Random Test12		Random	1	0	1/29/2026 9:28:43 ...	N.A	0 Bytes	Stats
12 MIMO Sine1		MIMO Swept Si...	2	1	1/27/2026 1:51:57 ...	1/27/2026 1:57:41 ...	1021.81 KB	Stats
13 Random Test11		Random	1	0	1/27/2026 11:12:0...	N.A	0 Bytes	Stats
14 Random Test10		Random	1	0	1/27/2026 11:00:4...	N.A	0 Bytes	Stats
15 Random Test9		Random	1	0	1/26/2026 10:01:4...	N.A	0 Bytes	Stats

Tests can then be directly exported or opened from this menu. Double click to open or select test before clicking export. Test statistics can be selected from the right-most column corresponding to each test.



From: <https://help.go-ci.com/> - **Crystal Instruments Help**

Permanent link: <https://help.go-ci.com/vcs:ui-overview:signals-tab?rev=1771433772>

Last update: **2026/02/18 16:56**