

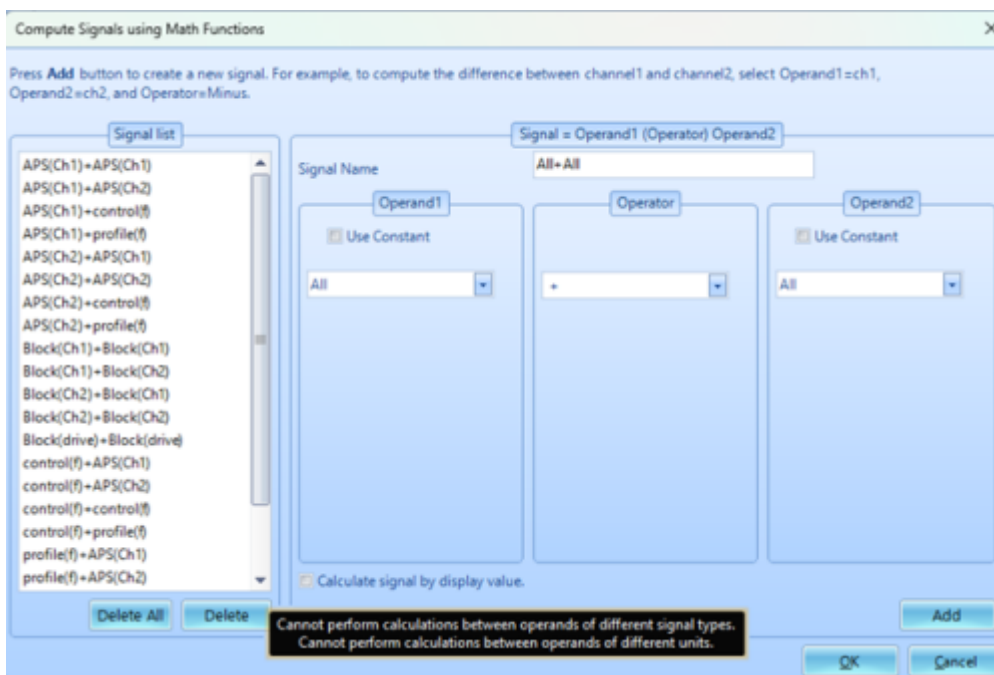
# VCS UI Signals Tab

## Top Toolbar -> Signals

Signals gives user control over settings related to display, appearance, data recording/saving and processing options.

## PC Math Signals

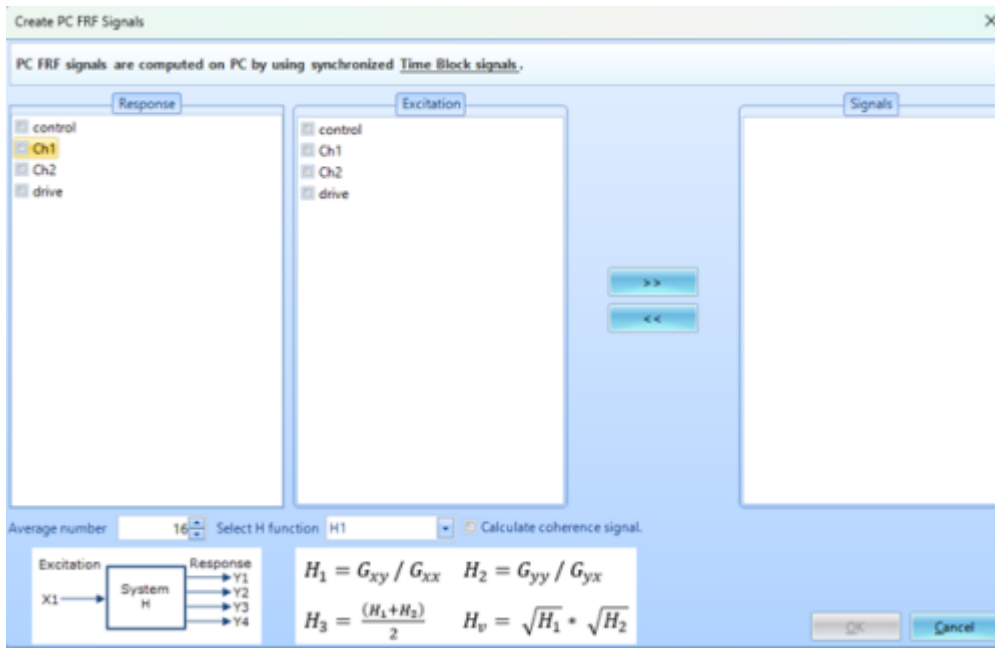
Signals will display once entered Compute Signals using Math Functions tab and selecting Add



Operand 1 & 2 can be any time stream data input or a constant value of user selected choice. Operator options are limited to four basic functions: +, -, \* and /.

## PC FRF Signals

Similar to PC Math signals in selection style.



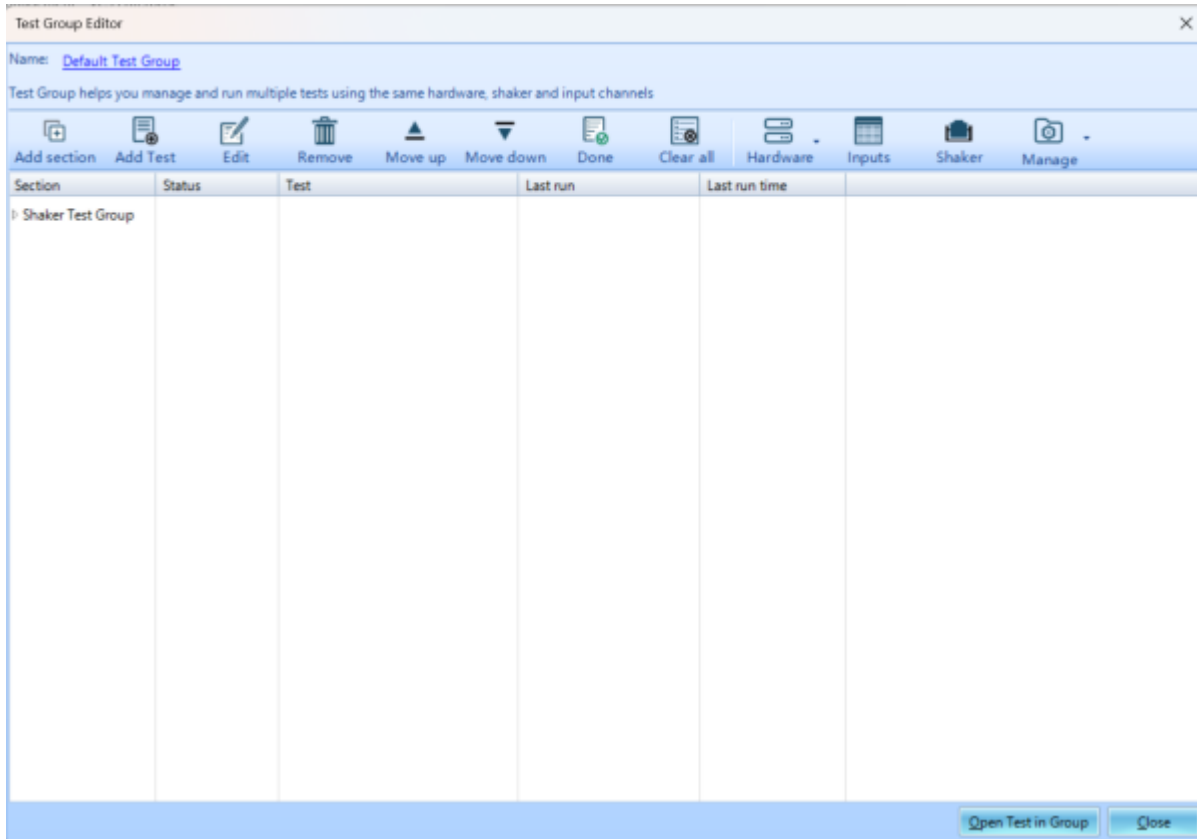
PC FRF signals give user options to create transfer functions for desired input (response) and output (excitation) channels. Also allows for customization of FRF and coherence calculations.

## Recent Test Tab



The image shows a software interface with two main panels. The top panel, titled "Recent tests", has a toolbar with "New", "Open", "Info", and "Test Group" buttons. It displays a tree view of test groups: "Shock6 [Shock]" (expanded), "System (SYS\_2597504)", "Scene7 [Random]", "Shock5 [Shock]", "Shock4 [Shock]", and "Scene5 [Random]". The bottom panel, titled "Live signals", has tabs for "Live signals", "Run folders", and "Data files". It includes a "Search signals" input field and an "Edit" button. Below this, it shows a tree view of signal categories: "Time Streams" (Ch1, control(stream), drive(t), profile(stream)), "Time Blocks" (Block(Ch1), profile(t), HighAbort(t), LowAbort(t), control(t), noise(t), Block(drive), error(t)), "Auto-Power Spectra" (profile(f), drive(f), control(f)), "FRF" (hinv(f)), and "Time History" (Hist\_Control\_Peak, Hist\_Profile\_Peak).





## Live Signal Tab

Live Signals will update in real time as testing is conducted. The time stream data will update continuously. The Block and frequency derived data will be updated as each new block is processed. For testing conducted with short block intervals this will be very similar to time stream data, but under long block collection testing parameters, the data can take several seconds to update. Run Folders show previous runs within testing setup. It will also include saved data and time history within the run folder. Data Files tab allows files and folders to be uploaded to the test. This can include timestream data from previous runs in common formats such as .txt, .csv, , .atfx and other common formats.

From: <https://help.go-ci.com/> - **Crystal Instruments Help**

Permanent link: <https://help.go-ci.com/vcs:ui-overview:signals-tab?rev=1771441179>

Last update: **2026/02/18 18:59**