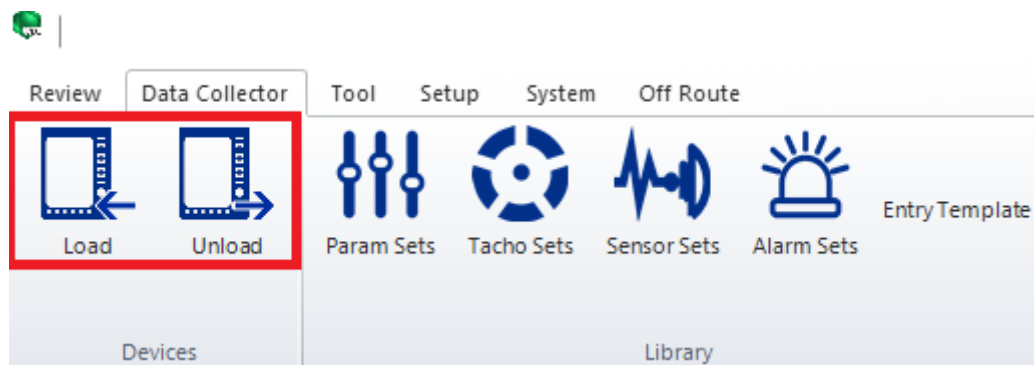
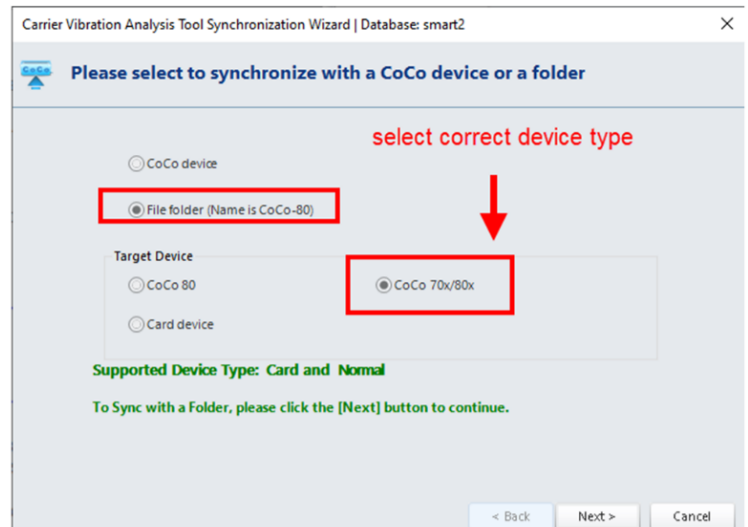
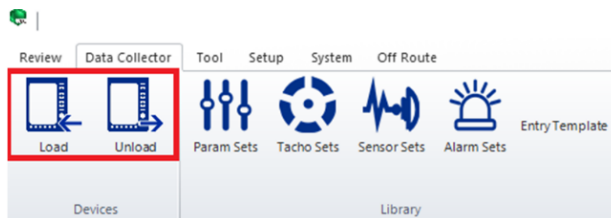


# Loading and Unloading Data from CoCo



To upload using SD card, in VDS, click **Data Collector** > in the **Devices** menu, click **Load** > Click **File folder (Name is CoCo-80)** > **Select** the Device you are using > Select the card name > Click **Next** > Click the **Browse** button > select the proper path > **choose the folder CoCo-80** > Click **OK**.

To unload, follow the same steps from above after clicking the **Unload** button from the Devices menu.

From:  
<https://help.go-ci.com/> - **Crystal Instruments Help**

Permanent link:  
<https://help.go-ci.com/vds:transfer?rev=1734723365>

Last update: **2024/12/20 19:36**